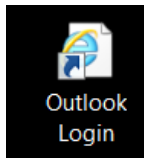
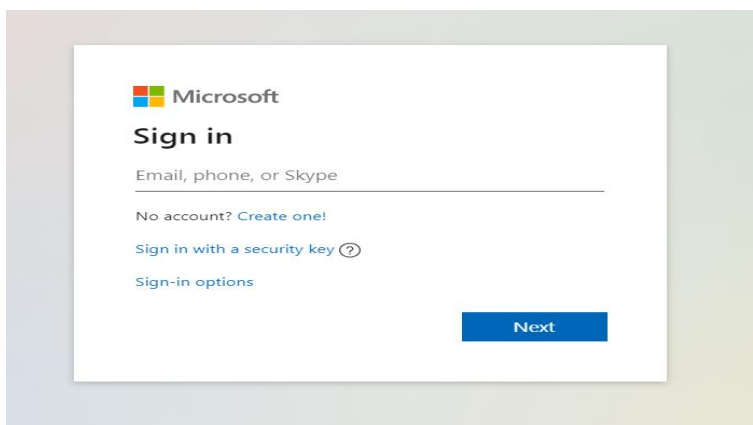


How to sign in to Outlook on the web

1. Go to Outlook.com. Or click on the Shortcut on the desktop



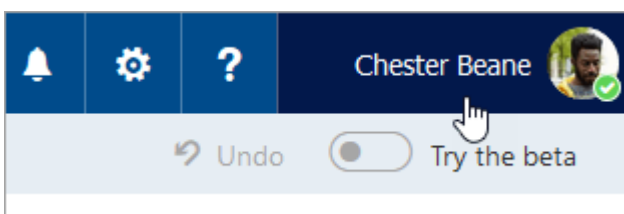
2. Enter the email address then click next. Enter the password for your account.



3. Select **Sign in**.
4. All Carrier Edge emails will be located in the inbox

To sign out of Outlook on the web:

1. Select your account picture at the top of the screen.



2. Select **Sign out**